



### District Report Card: 2017


<b>State:</b> Tripura	<b>District:</b> Khowai
<b>Class:</b> 8	<b>Subject:</b> Language
<b>Schools:</b> 48	<b>Students:</b> 928


### Participation/Coverage


#### Students

<div>GENDER</div> <div></div>	Boys		Girls	
	Number	%	Number	%
	463	49.89	465	50.11

<div>AREA</div> <div></div>	Rural		Urban	
	Number	%	Number	%
	830	89.44	98	10.56

<div>CATEGORY</div> <div></div>	SC		ST		OBC		GEN	
	Number	%	Number	%	Number	%	Number	%
	251	27.05	366	39.44	228	24.57	83	8.94

<div>CWSN</div> <div></div>	LD	VI	HI	S&LD	ID	Oth
	1	1	0	1	1	2

<div>Management</div> <div></div>	Government		Government-aided	
	Number	%	Number	%
	906	97.63	22	2.37

### Average Performance of Students in Language (%)

Overall	Gender		Area		Management		Social Group			
	Male	Female	Rural	Urban	Govt.	Aided	SC	ST	OBC	GEN
53.04	51.42	54.65	51.81	63.47	52.67	68.18	55.88	49.42	54.15	57.35

### Performance on Learning Outcomes (LOs)

Learning Outcomes	Description	Average Performance(%)
L813	Read textual/non-textual materials with comprehension and identifies the details, characters, main idea and sequence of ideas and events while reading	53.04

Range of Performance of Students who Answered Correctly							
Below 30%		30% - 50%		50% - 75%		Above 75%	
Number	%	Number	%	Number	%	Number	%
161	17.35	236	25.43	376	40.52	155	16.70

### Lowest Performing Learning Outcomes (LOs)

1 - Read textual/non-textual materials with comprehension and identifies the details, characters, main idea and sequence of ideas and events while reading (53.04)